





Quotation COB LED Spotlight

Part Number	Descriptions	Picture	
WW-GU10CCTD-6W	1) Light Source: Sharp CCT Dim LED 2) Luminous Flux: 410-450LM 3) Rated Wattage: 6W 4) Voltage: 85-260AC, 50/60Hz 5) CCT Adjustable: WW(2000~2800K) 6) Ra>90	6) Beam Angle: 40° 7) Dimension : 50*58mm 8) Body Material: Aluminum Alloy 9) Light temp. : <55°C 10) Lifetime: 50,000+ hours 11) CE,ROHS approved	
	CCT 2000K-2800K Dimmable		
	Euro11,40		
WW-CCTSP-6W	1) Light Source: SHARP CCT Dim 2) Luminous Flux: 420-500LM 3) Rated Wattage: 6W 4) Voltage: 85-260VAC, 50/60Hz 5) CCT Adjustable: WW(2000~2800K) 6) Ra>88	6) Beam Angle: 38° 60° 7) Dimension : 50*45mm 8) Body Material: Aluminum Alloy 9) Light temp. : <55°C 10) Lifetime: 50,000+ hours 11) CE,ROHS approved	
	CCT Dim (With driver)	CCT Dim (Without driver)	
	Euro19,45	Euro17,65	
WW-DL(CCTD)-15W	1) Sharp COB LED Chip 2) Luminous Flux: 1080-1200lm 3) Rated Wattage: 15W 4) Voltage: 85-260VAC, 50/60Hz 5) CCT: WW(2000-2800K) 6) Working temp. : -20~+40°C 7) CRI>98	6) Beam Angle: 30°/45° 7) Size: Φ95*47mm Cutout: 83 mm 8) PF>0.95 9) Lifetime: 50,000+ hours 10) IP44 11) CE,ROHS approved 12) 3 Years warranty	
	CCT Dim (With driver)	CCT Dim (Without driver)	
	Euro33,10	Euro31,10	
WW-DL(CCTD)-6W	1) Sharp COB LED Chip 2) Luminous Flux: 450-500lm 3) Rated Wattage: 6W 4) Voltage: 85-260VAC, 50/60Hz 5) CCT: WW(2000-2800K) 6) Working temp. : -20~+40°C 7) CRI>88	6) Beam Angle: 30°/45° 7) Size: Φ95*47mm Cutout: 83 mm 8) PF>0.95 9) Lifetime: 50,000+ hours 10) IP44 11) CE,ROHS approved 12) 3 Years warranty	
	CCT Dim (With driver)	CCT Dim (Without driver)	
	Euro26,15	Euro24,15	
Terms and Remarks:			